


**Report on Utilization of Disaster Risk Reduction and Management Fund**  
 For the Period Ended December 31, 2019  
 City of Iligan

**GENERAL FUND**

Particulars	LDRRMF		NDRRMF	From Other LGUs	From Other Sources	Total
	Quick Response Fund (QRF) 30%	Mitigation Fund 70%				
<b>A. Sources of Funds:</b>						
<b>Current Appropriations (2019)</b>						
Maintenance & Other Operating Expenses (9941)	27,897,925.20					27,897,925.20
Maintenance & Other Operating Expenses (9942)		20,696,589.10				20,696,589.10
Capital Outlay (9943)		44,398,570.70				44,398,570.70
<b>Continuing Appropriations (2019)</b>						
Maintenance & Other Operating Expenses (9941-42-43)	45,671,719.59					45,671,719.59
Capital Outlay (9943)		152,347,945.12				152,347,945.12
<b>Total Funds Available</b>	<b>73,569,644.79</b>	<b>217,443,104.92</b>				<b>291,012,749.71</b>
<b>B. Utilization</b>						-
Maintenance & Other Operating Expenses	12,407,376.00	10,023,305.96				22,430,681.96
Capital Outlay		964,975.55				964,975.55
<b>Total Utilization</b>	<b>12,407,376.00</b>	<b>10,988,281.51</b>				<b>23,395,657.51</b>
<b>Unutilized Balance</b>	<b>61,162,268.79</b>	<b>206,454,823.41</b>				<b>267,617,092.20</b>

Certified Correct:

  
**MA. ARWINA N. ABARCA**  
 Assistant City Accountant

Noted:

  
**CELSO G. REGENCIA**  
 City Mayor

Remarks:

Transferred to Special Trust Fund

Maintenance & Other Operating Expenses:

9941 - P 46,349,905.50

9942 - P 25,429,632.30

9943 - P 2,292,981.56


Total - P 74,072,519.36


We hereby certify that we have reviewed the contents and hereby attest to the ceracity and correctness of the data or information contained in this document.

**LOCAL DISASTER RISK REDUCTION AND MANAGEMENT FUND UTILIZATION**  
**4th QUARTER, CY 2019**  
Province, City or Municipality **ILIGAN CITY**

Particulars	LDRRMF		NDRRMF	From Other LGUs	From Other Sources	Total
	Quick Response Fund (QRF) 30%	Mitigation Fund (MF) 70%				
<b>A. Sources of Funds</b>						
Beginning Balance 2019	18,762,500.24	4,631,590.80				23,394,091.04
Transferred from General Fund (2019)	-	-				-
2017	21,202,875.00	8,537,435.80				29,740,310.80
2018	25,147,030.50	19,185,178.06				44,332,208.56
<b>Total Funds Available</b>	<b>65,112,405.74</b>	<b>32,354,204.66</b>				<b>97,466,610.40</b>
<b>B. Utilization</b>						
(223) I.T. Equipment		180,400.00				180,400.00
(231) Firefighting Equipment and Accessories		424,386.00				424,386.00
(250) Other Property, Plant and Equipment		175,800.00				175,800.00
(755) Office Supplies Expense	993,894.25					993,894.25
(758) Food Supplies Expense	2,267,357.00					2,267,357.00
(759) Drugs & Medicine Expenses	1,004,061.40					1,004,061.40
(760) Medical, Dental and Laboratory Supplies Expenses	697,425.00					697,425.00
(761) Gasoline Expenses	908,448.27					908,448.27
(765) Other Supplies Expense	304,828.00					304,828.00
(766) Water Expense		296.10				296.10
(772) Telephone Expenses		46,352.72				46,352.72
(786) Subscription Expenses		67,830.00				67,830.00
(787) Survey Expenses-CBMS		2,127,721.66				2,127,721.66
(884) Miscellaneous Expenses		4,298.00				4,298.00
<b>Total Utilization</b>	<b>6,176,013.92</b>	<b>3,027,084.48</b>				<b>9,203,098.40</b>
<b>Unutilized Balance</b>	<b>58,936,391.82</b>	<b>29,327,120.18</b>				<b>88,263,512.00</b>

Prepared by:   
A.C. ESCALONA  
Engineering Asst.

Certified Correct:  
  
MA. ARWINA N. ABARCA  
Acting City Accountant

Noted:   
CELSO G. REGENCIA  
City Mayor