


LOCAL DISASTER RISK REDUCTION AND MANAGEMENT FUND UTILIZATION
As of DECEMBER 31, 2021
Province, City or Municipality **ILIGAN CITY**

GENERAL FUND

Particulars	LDRRM Fund		NDRRM Fund	From Other LGUs	From Other Sources	Total
	Quick Response Fund (QRF) 30%	Mitigation Fund 70%				
A. Sources of Funds						
Current Appropriations						
Maintenances & Operating Expense (9941)	33,168,514.40	-				33,168,514.40
Maintenances & Operating Expense (9942)	-	38,889,385.60				38,889,385.60
Capital Outlay (9943)	-	38,503,815.00				38,503,815.00
Continuing Appropriations as of December 31, 2020	-	170,511,596.46				170,511,596.46
Total Funds Available	33,168,514.40	247,904,797.06				281,073,311.46
B. Utilization						
Medicines	-	1,826,590.00				1,826,590.00
Food Supplies	-	2,244,704.25				2,244,704.25
Repair of Evacuation Center	-	-				-
Trainings	-	1,339,481.00				1,339,481.00
Other Maintenances & Operating Expense	15,647,830.00	9,192,396.51				24,840,226.51
Construction of Evacuation Center	-	421,455.31				421,455.31
Equipment	-	4,998,000.00				4,998,000.00
Transfers to other LGUs	-	-				-
Other Capital Outlay	-	13,384,708.61				13,384,708.61
Total Utilization	15,647,830.00	33,407,335.68				49,055,165.68
Unutilized Balance	17,520,684.40	214,497,461.38				232,018,145.78

We hereby certify that we have reviewed the contents and hereby attest to the veracity and correctness of the data or information contained in this document.

CERTIFIED CORRECT:


MA. ARWINA N. ABARCA
 ACTING CITY ACCOUNTANT
 ASST. CITY GOVT. DEPT HEAD/II

NOTED:


CELSO G. REGENCIA
 City Mayor



LOCAL DISASTER RISK REDUCTION AND MANAGEMENT FUND UTILIZATION
As of DECEMBER 31, 2021
 Province, City or Municipality **ILIGAN CITY**

TRUST FUND

Particulars	LDRRM Fund	NDRRM Fund	From Other LGUs	From Other Sources	Total
A. Sources of Funds					
Previous Years' Appropriations Transferred from General Fund					
2017	13,484,756.80				13,484,756.80
2018	44,332,208.56				44,332,208.56
2019	26,163,832.34				26,163,832.34
2020	16,541,364.40				16,541,364.40
Total Available Funds	100,522,162.10				100,522,162.10
B. Utilization	-				
Medicines	-				-
Food Supplies	2,988,000.00				2,988,000.00
Repair of Evacuation Center	-				-
Trainings	-				-
Other Maintenance & Operating Expense	9,600,215.44				9,600,215.44
Construction of Evacuation Center	-				-
Equipment	40,333,764.00				40,333,764.00
Transfers to other LGUs	-				-
Other Capital Outlay	25,803,608.61				25,803,608.61
Total Utilization	78,725,588.05				78,725,588.05
Unutilized Balance	21,796,574.05				21,796,574.05

We hereby certify that we have reviewed the contents and hereby attest to the veracity and correctness of the data or information contained in this document.

CERTIFIED CORRECT:


MA. ARWINA N. ABARCA
 ACTING CITY ACCOUNTANT
 ASST. CITY GOVT. DEPT HEAD II

NOTED:


CELSO G. REGENCIA
 City Mayor