


LOCAL DISASTER RISK REDUCTION AND MANAGEMENT FUND UTILIZATION
For the 1st Quarter as of March 31, CY 2016
CITY OF ILIGAN


Particulars	LRRRMF		NDRRMF	From Other LGUs	439A-025-001 Trust Fund	Total
	Quick Response Fund (QRF) 30%	Mitigation Fund (MF) 70%				
A. Sources of Funds						
Current Appropriations (2016)	19,425,001.00	45,325,003.00				64,750,004.00
Continuing Appropriations (2015) *	19,093,201.00	44,550,803.00				63,644,004.00
Continuing Appropriations	29,839,035.88	90,197,177.61				120,036,213.49
Previous Year's Appropriations (2015) * transferred to the Special Trust Fund	(19,093,201.00)	(17,578,080.00)			36,671,281.00	36,671,281.00
Transfers/Grants						
Trust Fund - Balance (Budget Year 2015) DRRMF from General Fund transferred)					9,012,264.07	9,012,264.07
Total Funds Available	49,264,036.88	162,494,903.61			45,683,545.07	257,442,485.56
B. Utilization						
Office Supplies					110,750.00	110,750.00
Food Supplies						-
Other Supplies						-
Emergency Sanitation (Potable Toilets)		690,000.00				690,000.00
Rehabilitation and Recovery						-
Trainings / Meetings						-
Repair & Maintenance Motor vehicles						-
Flood Controls		285,528.22				285,528.22
Equipment						-
Financial Assistance Calamity Victims						-
Total Utilization	-	975,528.22			110,750.00	1,086,278.22
Unutilized Balance	49,264,036.88	161,519,375.39			45,572,795.07	256,356,207.34

Prepared by :



LOLITA RABE LOA
Mgt. & Audit Analyst III

We hereby certify that we have reviewed the contents and hereby attest to the veracity and correctness of the data or information contained in this document.

Certified Correct:


RAYMUNDO E. CLAVANO
OIC - City Accountant's Office
City Gov't Dept. Head II

Noted :


CELSO G. REGENCIA
City Mayor