

LOCAL DISASTER RISK REDUCTION AND MANAGEMENT FUND UTILIZATION


For the 2nd Quarter as of June 30, CY 2016

CITY OF ILIGAN

GENERAL FUND


Particulars	LDRRMF		NDRRMF	From Other LGUs	From Other Donations	
	Quick Response Fund (QRF) 30%	Mitigation Fund (MF) 70%				
A. Sources of Funds						
Current Appropriations (2016)	19,425,001.00	45,325,003.00				64,750,004.00
Continuing Appropriations :						
Maintenance & Other Operating Expenses	45,671,719.59					45,671,719.59
Capital Outlay		71,985,411.59				71,985,411.59
Transfers/Grants						
Total Funds Available	65,096,720.59	117,310,414.59			-	182,407,135.18
B. Utilization						
Maintenance & Other Operating Expenses						
Medicines						
Food Supplies						
Other Supplies						
Capital Outlay						
Construction & Repair of Evacuation Center		69,879.58				69,879.58
Vehicles /Vans / Equipment		2,871,760.00				2,871,760.00
Emergency Sanitation Services & Equipment		690,000.00				690,000.00
Repair & Maintenance of Roads /Bridges		11,607.00				11,607.00
Flood Controls		327,363.32				327,363.32
Total Utilization	-	3,970,609.90				3,970,609.90
Unutilized Balance	65,096,720.59	113,339,804.69				178,436,525.28

Prepared by :



LOLITA RABE LOA
Mgt. & Audit Analyst III

We hereby certify that we have reviewed the contents and hereby attest to the veracity and correctness of the data or information contained in this document.

Certified Correct:


RAYMUNDO E. CLAVANO
OIC, City Accountant's Office

Noted :


CELSO G. REGENCIA
City Mayor

Note :

Tentative Report as of June 30, 2016

LOCAL DISASTER RISK REDUCTION AND MANAGEMENT FUND UTILIZATION


For the 2nd Quarter as of June 30, CY 2016

CITY OF ILIGAN

TRUST FUND


Particulars	LDRRMF		NDRRMF	From Other LGUs	From Other Sources	Total
	Quick Response Fund (QRF) 30%	Mitigation Fund (MF) 70%				
A. Sources of Funds						
Beginning Balance (2014)		9,012,264.07				9,012,264.07
Transferred from General Fund (2015)	19,093,201.00	17,578,080.00				36,671,281.00
Transfers/Grants						
Total Funds Available	19,093,201.00	26,590,344.07				45,683,545.07
B. Utilization						
Traveling Expenses		25,160.00				25,160.00
Office Supplies Expenses		544,793.00				544,793.00
Food Supplies Expenses		3,829,009.00				3,829,009.00
Drugs and Medicines Expenses		1,133,262.20				1,133,262.20
Medical Dental & Lab. Supplies Expenses		1,208,466.00				1,208,466.00
Gasoline, Oil and Lubricants Expenses		118,526.71				118,526.71
Other Supplies Expenses		751,142.19				751,142.19
Communication Expenses		23,268.06				23,268.06
Subscription Expenses		3,375.00				3,375.00
Total Utilization	-	7,637,002.16				7,637,002.16
Unutilized Balance	19,093,201.00	18,953,341.91				38,046,542.91

Prepared by :



LOLITA RABE LOA
Mgt. & Audit Analyst III

We hereby certify that we have reviewed the contents and hereby attest to the veracity and correctness of the data or information contained in this document.

Certified Correct:


RAYMUNDO E. CLAVANO
OIC - City Accountant's Office
City Gov't Dept. Head II

Noted :


CELSO G. REGENCIA
City Mayor

Note :

Tentative Report as of June 30, 2016