


LOCAL DISASTER RISK REDUCTION AND MANAGEMENT FUND UTILIZATION
For the 3rd Quarter as of SEPTEMBER 30, CY 2016
CITY OF ILIGAN

GENERAL FUND

Particulars	LDRRMF		NDRRMF	From Other LGUs	From Other Donations	
	Quick Response Fund (QRF) 30%	Mitigation Fund (MF) 70%				
A. Sources of Funds						
Current Appropriations (2016)	19,425,001.00	45,325,003.00				64,750,004.00
Continuing Appropriations :						
Maintenance & Other Operating Expenses	45,671,719.59					45,671,719.59
Capital Outlay		71,985,411.59				71,985,411.59
Transfers/Grants						
Total Funds Available	65,096,720.59	117,310,414.59				182,407,135.18
B. Utilization						
Maintenance & Other Operating Expenses						
Medicines						
Food Supplies						
Other Supplies						
Capital Outlay						
Construction & Repair of Evacuation Center		113,006.95				113,006.95
Vehicles /Vans		2,181,760.00				2,181,760.00
Emergency Sanitation Services		1,437,000.00				1,437,000.00
Communication & Rescue Equipments		380,570.00				
Repair & Maintenance of Roads /Bridges		122,169.26				122,169.26
Flood Controls		763,883.80				763,883.80
Total Utilization	-	4,998,390.01				4,998,390.01
Unutilized Balance	65,096,720.59	112,312,024.58				177,408,745.17

Prepared by :


LOLITA RABE LOA
 Mgt. & Audit Analyst III

We hereby certify that we have reviewed the contents and hereby attest to the veracity and correctness of the data or information contained in this document.

Certified Correct:


RAYMUNDO E. CLAVANO
 OIC - City Accountant's Office

Noted :


CELSO G. REGENCIA
 City Mayor

LOCAL DISASTER RISK REDUCTION AND MANAGEMENT FUND UTILIZATION
For the 3rd Quarter as of SEPTEMBER 30, CY 2016
CITY OF ILIGAN

TRUST FUND


Particulars	LDRRMF		NDRRMF	From Other LGUs	From Other Sources	Total
	Quick Response Fund (QRF) 30%	Mitigation Fund (MF) 70%				
A. Sources of Funds						
Beginning Balance (2014 Budget)		9,012,264.07				9,012,264.07
Transferred from General Fund (2015)	19,093,201.00	17,578,080.00				36,671,281.00
Transfers/Grants						
Total Funds Available	19,093,201.00	26,590,344.07				45,683,545.07
B. Utilization						
(705) Salary & Wages - Casual		190,000.00				190,000.00
(753) Traveling Expenses		25,160.00				25,160.00
(755) Office Supplies Expenses		549,743.00				549,743.00
(758) Food Supplies Expenses		5,854,511.00				5,854,511.00
(759) Drugs and Medicines Expenses		2,377,185.70				2,377,185.70
(760) Medical Dental & Lab. Supplies Expenses		1,208,466.00				1,208,466.00
(761) Gasoline, Oil and Lubricants Expenses		403,244.70				403,244.70
(765) Other Supplies Expenses		1,615,970.19				1,615,970.19
(772) Telephone Expenses - Landline		37,429.04				37,429.04
(786) Subscription Expenses		37,275.00				37,275.00
(841) Repair & Maint. - Motor Vehicles		200,520.00				200,520.00
(211) Office Equipment		147,400.00				147,400.00
Total Utilization		12,646,904.63				12,456,904.63
Unutilized Balance	19,093,201.00	13,943,439.44				33,036,640.44

Prepared by :



LOLITA RABE LOA
Mgt. & Audit Analyst III

We hereby certify that we have reviewed the contents and hereby attest to the veracity and correctness of the data or information contained in this document.

Certified Correct:


RAYMUNDO E. CLAVANO
OIC - City Accountant's Office
City Gov't Dept. Head III

Noted :


CELSO G. REGENCIA
City Mayor